

RADIAL FANS



YB

AC HIGH PRESSURE CENTRIFUGAL FANS

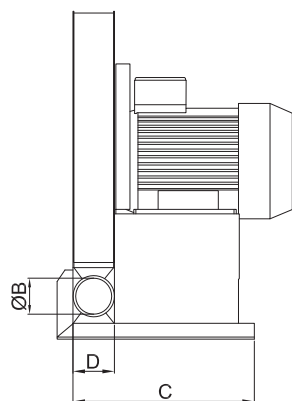
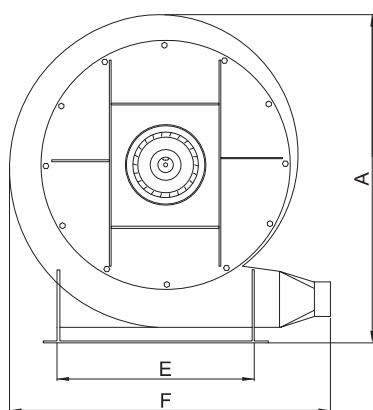
Under low air flow with high pressure, works at highest performance.

Flowrate: 350 – 2000 m³/h

Pressure: 250 - 1000 mmWG

Direct coupled motor (single phase – three phase)

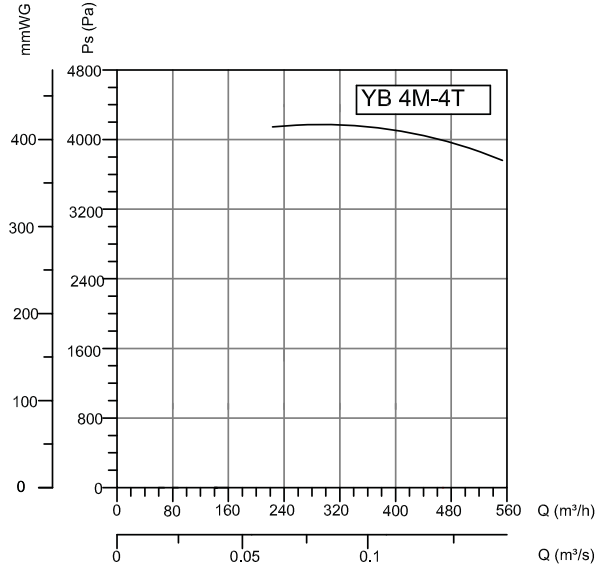
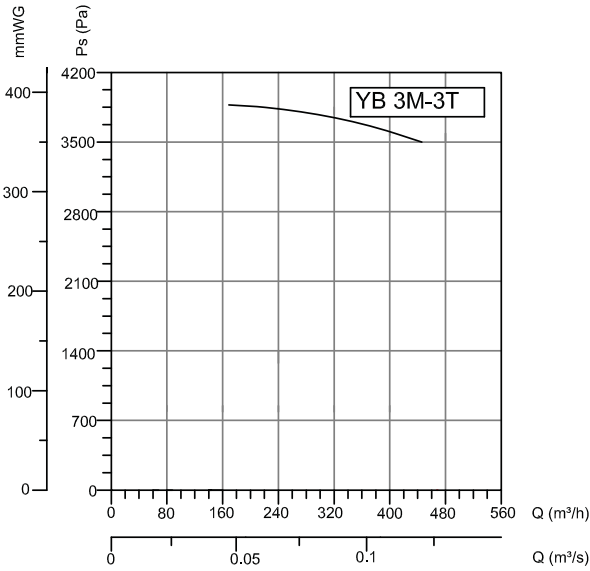
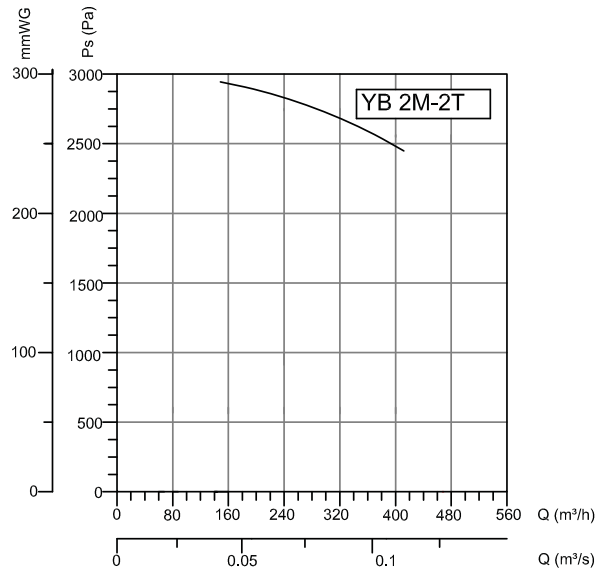
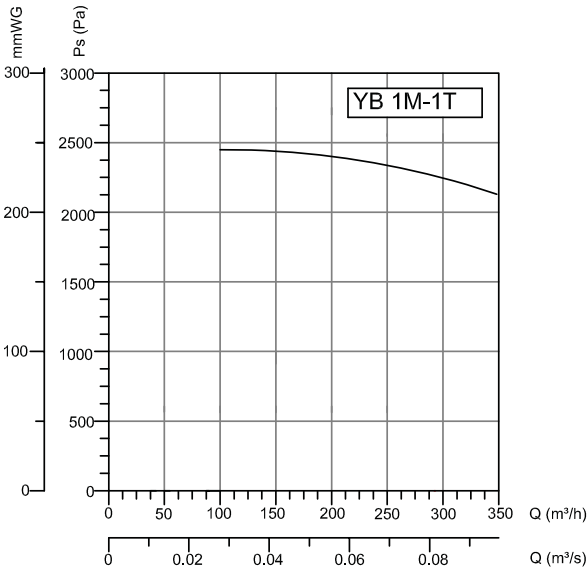
Technical Drawings



- MATERIAL** : Housing is made of electrostatic powder coated sheet metal, forward curved impeller is made of sheet metal.
- INSULATION CLASS** : Class F
- DIRECTIVE** : EN 60335-1, EN 60335-2-80
- SPEED CONTROL** : Speed can be adjusted using an optional controller.
- APPLICATION AREAS** : All kind of combustible burning such as Fuel- Oil, Gas etc. Pochette and printing machines, transferring materials by blowing out, wherever high pressure air flow is needed to working condition.

TYPE	A	B	C	D	E	F
YB 1	490	50	270	55	310	420
YB 2	570	50	290	55	370	490
YB 3	600	50	290	55	390	520
YB 4	640	50	340	55	430	560
YB 5	690	60	380	65	440	600
YB 6	700	70	440	75	460	600
YB 7	770	70	470	75	550	670
YB 8	810	70	530	75	620	720
YB 9	900	85	580	90	660	820

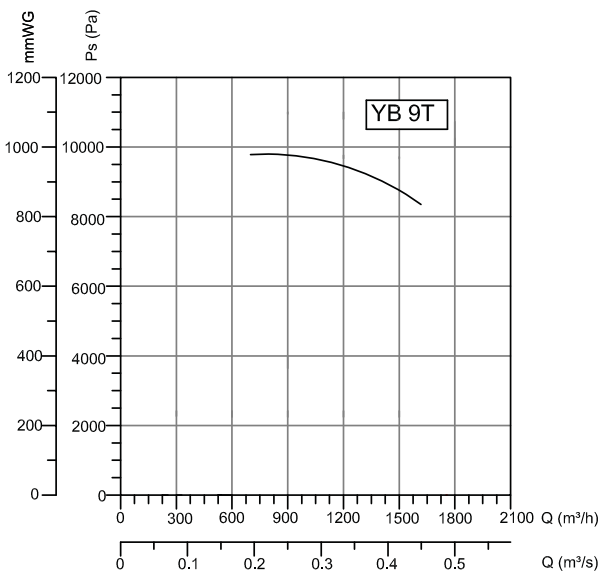
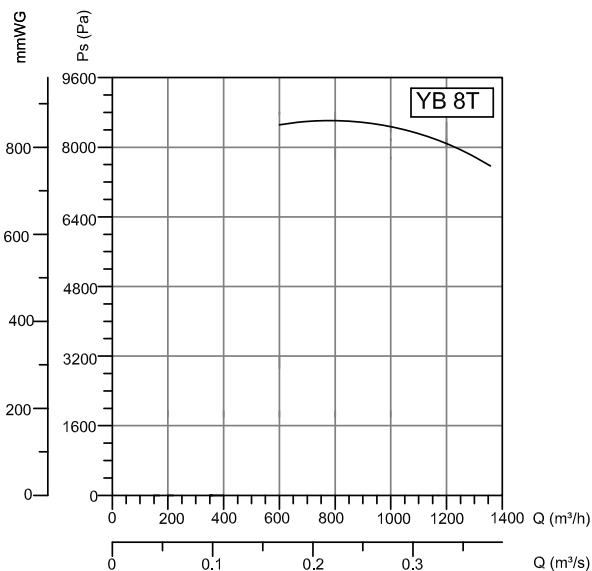
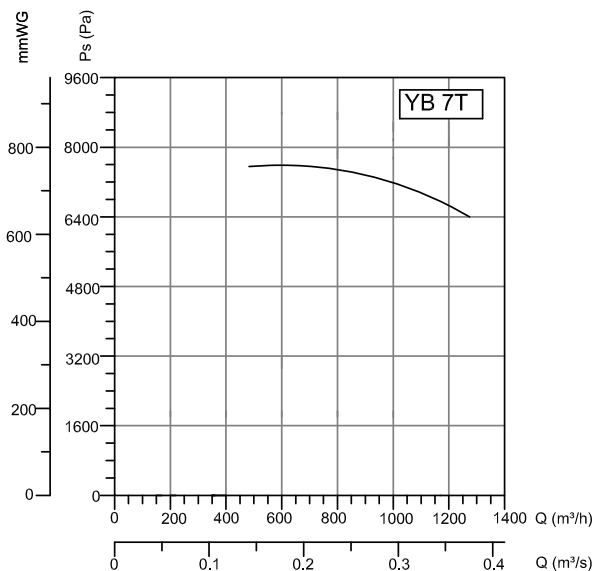
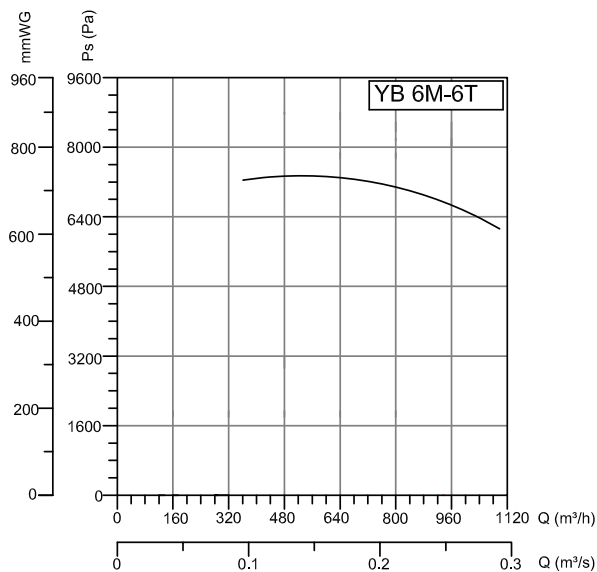
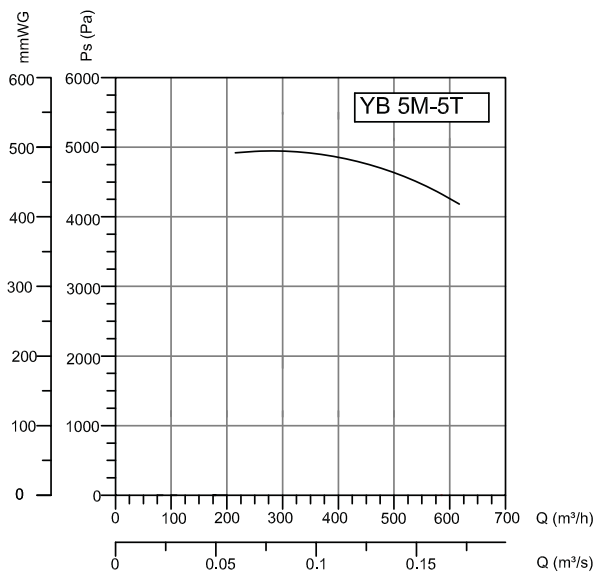
Dimensions are in (mm)



TYPE	VOLTAGE	FREQUENCY	POWER	SPEED	AIR FLOW	STATIC PRESSURE	WEIGHT
	V	Hz	KW	d/d	m³/h (max)	Pa (max)	kg
YB 1M- 1T	230/380	50	0.37	2800	350	2500	20
YB 2M- 2T	230/380	50	0.75	2800	400	3000	28
YB 3M- 3T	230/380	50	1.1	2800	450	4000	42
YB 4M- 4T	230/380	50	1.5	2800	500	4500	47
YB 5M- 5T	230/380	50	2.2	2800	600	5000	58
YB 6M- 6T	230/380	50	3	2800	1000	7000	60
YB 7T	380	50	4	2800	1200	8000	67
YB 8T	380	50	5.5	2800	1300	9000	106
YB 9T	380	50	7.5	2800	1500	10000	134

DUCT FANS
 ROOF FANS
 AXIAL FANS
RADIAL FANS
 PLASTIC FANS
 VENTILATORS
 SMOKE EXHAUST SYSTEMS
 ACCESSORIES

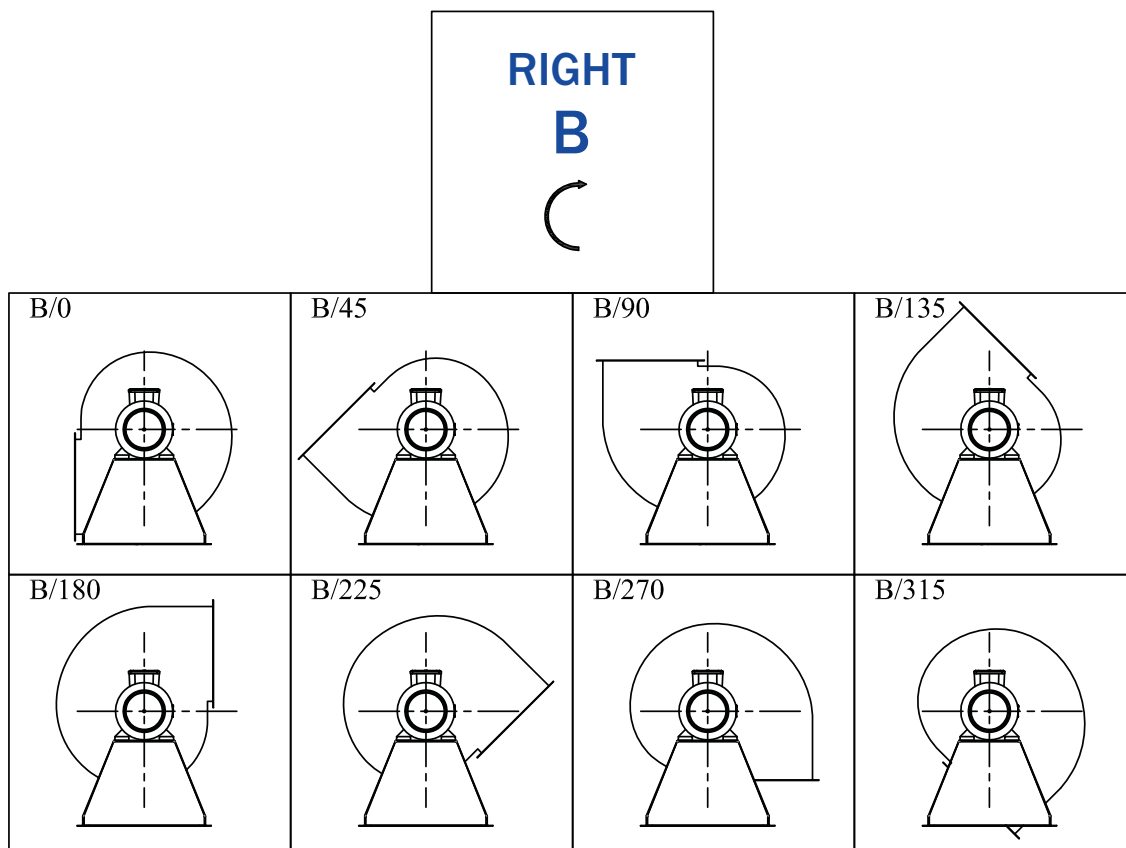
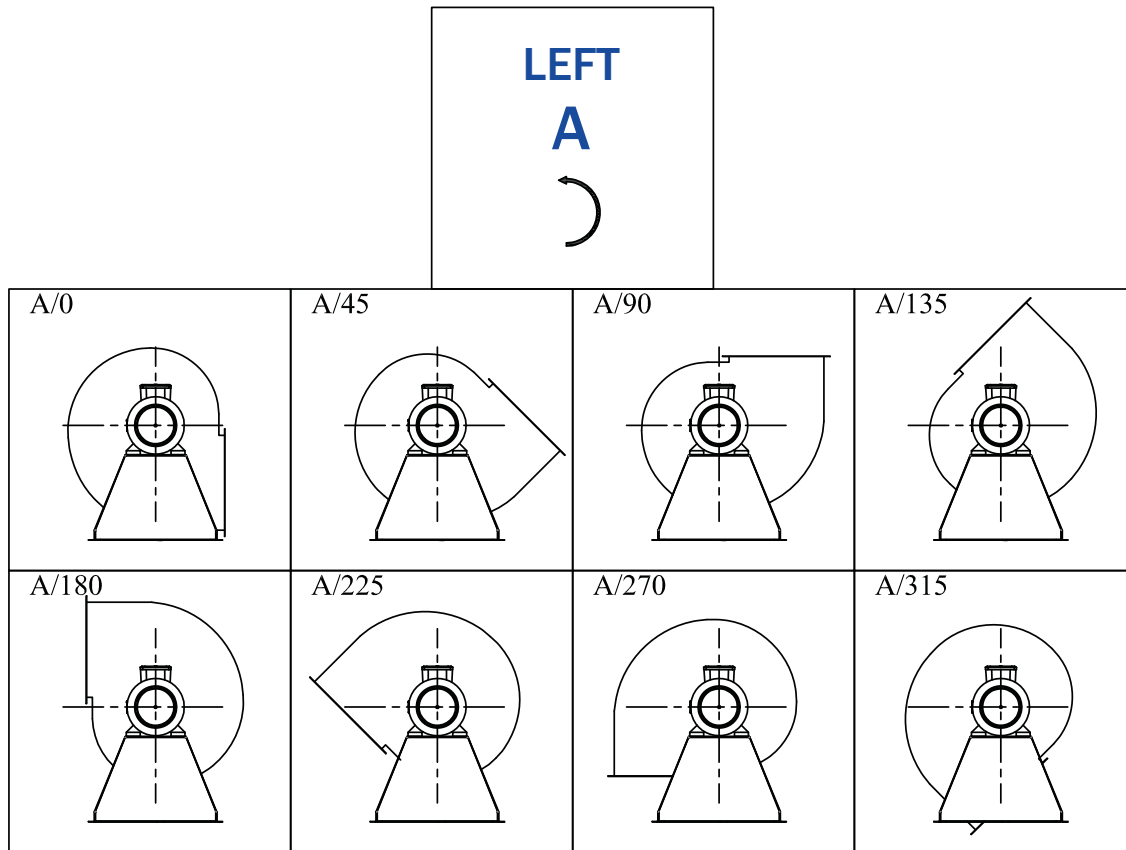
RADIAL FANS



Accessories

BSC-F

SUCTION - BLOWING DIRECTIONS



DUCT FANS

ROOF FANS

AXIAL FANS

RADIAL FANS

PLASTIC FANS

VENTILATORS

SMOKE EXHAUST SYSTEMS

ACCESSORIES