

RADIAL FANS

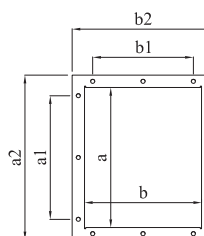
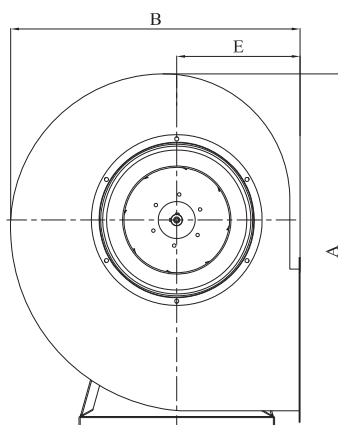
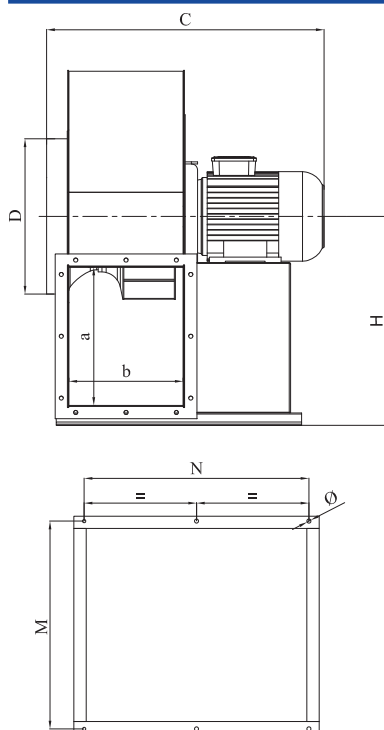


BORKA

AC MEDIUM PRESSURE CENTRIFUGAL FANS Backward Curved

BORKA Fans work higher speeds and have backward curved impeller. They provide high air volumes at higher static pressures. Reinforced body, direct coupled motor.

Technical Drawings



MATERIAL

: Housing is made of sheet steel, backward curved radial fan is made of sheet metal.

INSULATION CLASS

: Class F

DIRECTIVE

: EN 60335-1, EN 60335-2-80

SPEED CONTROL

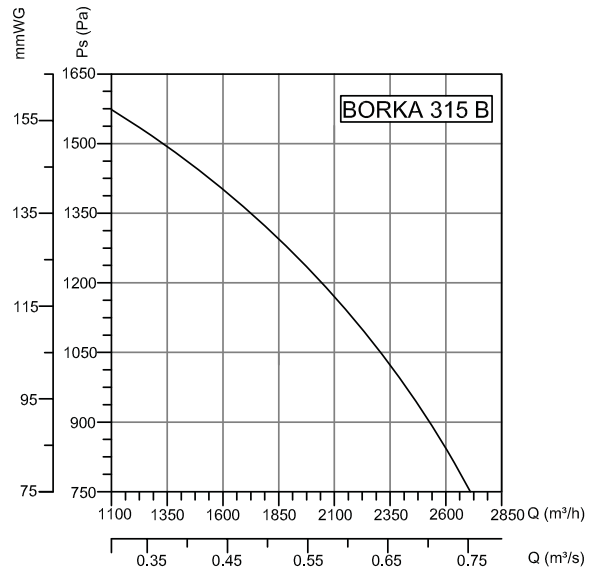
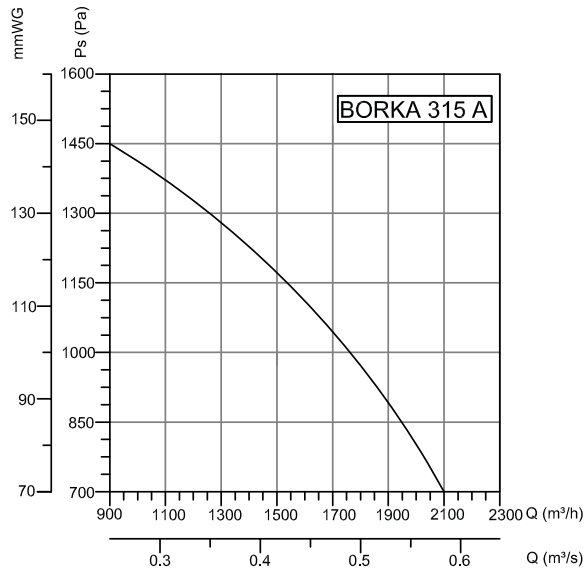
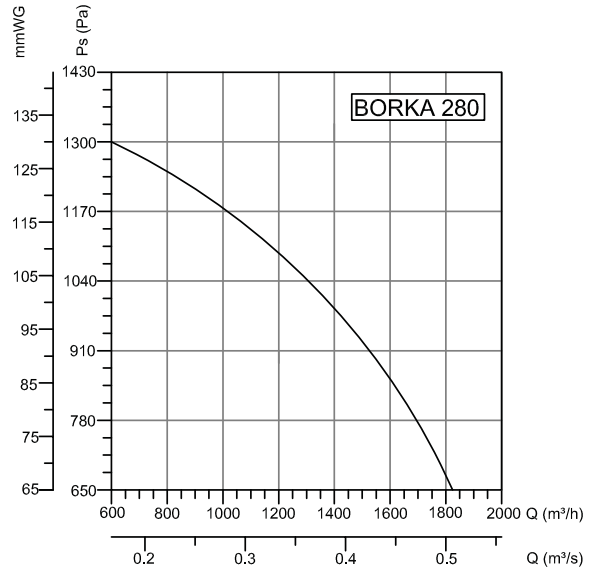
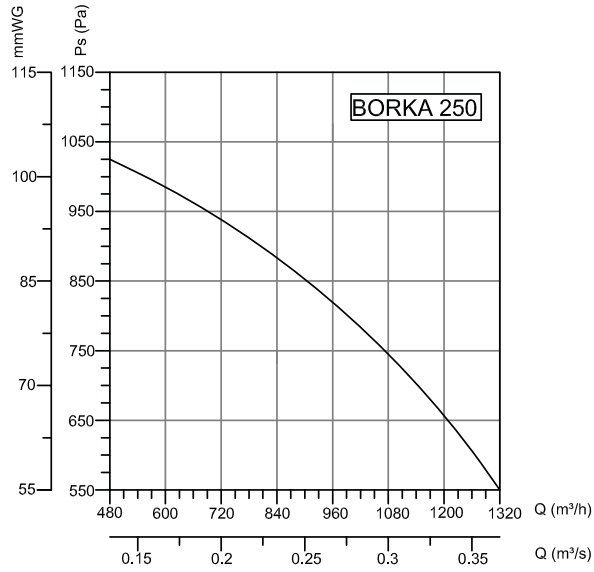
: Speed can be adjusted using an optional controller.

APPLICATION AREAS

: Dusty and air with small particles transferred areas, wooden and metallic chippings suction, textile, ceramic, cement industry and pneumatic transferring chemical operations.

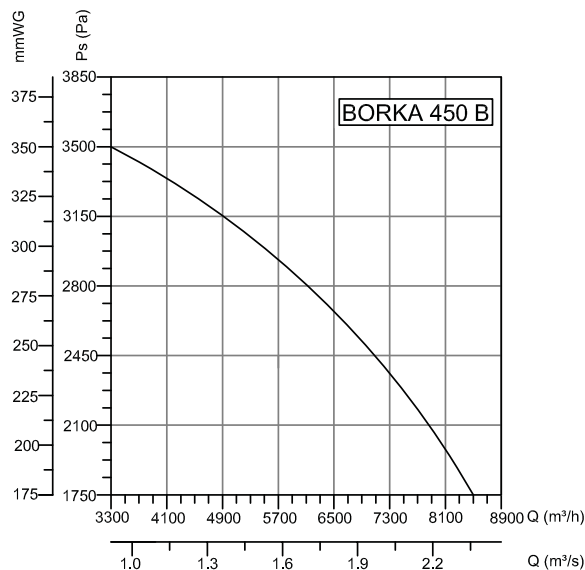
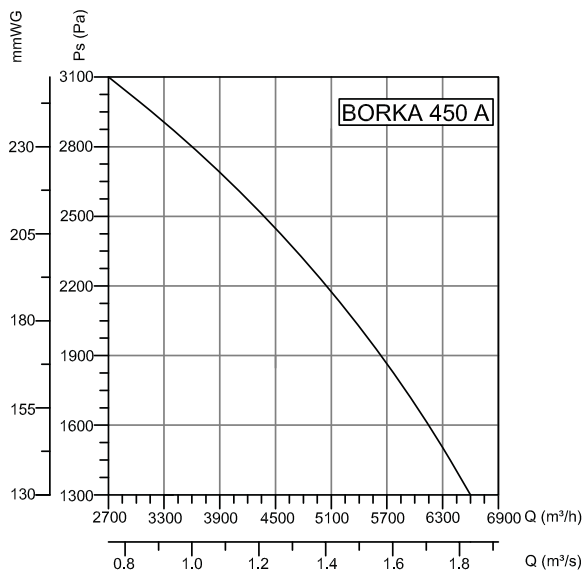
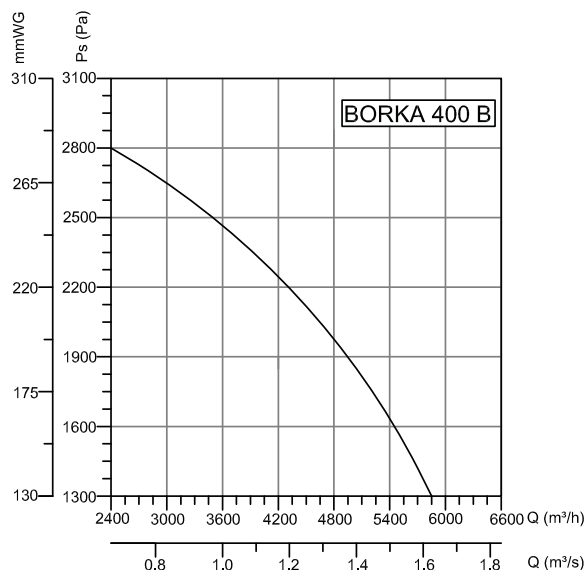
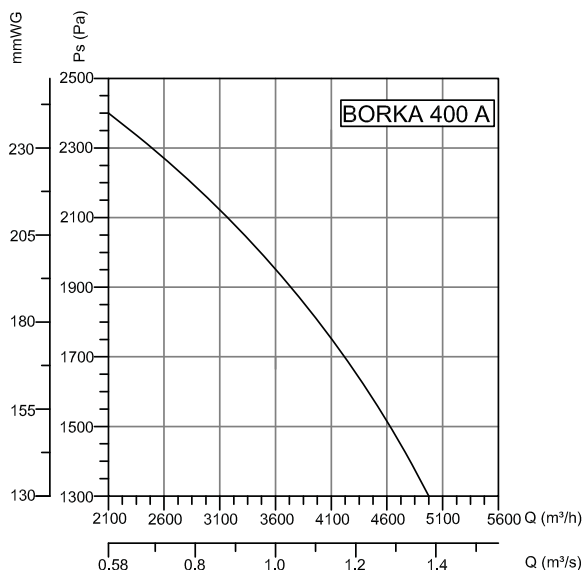
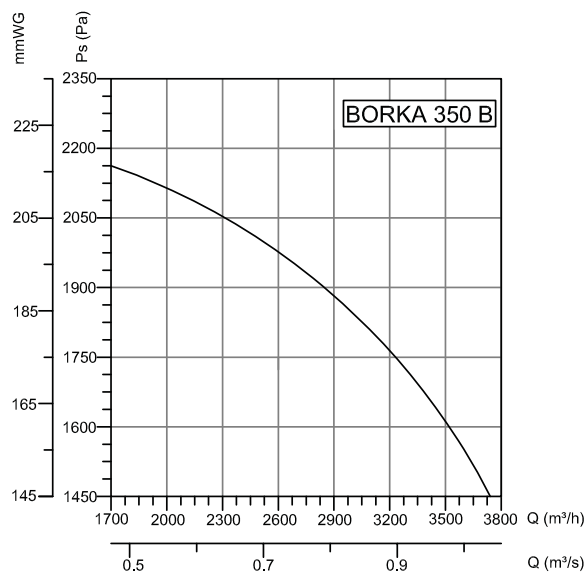
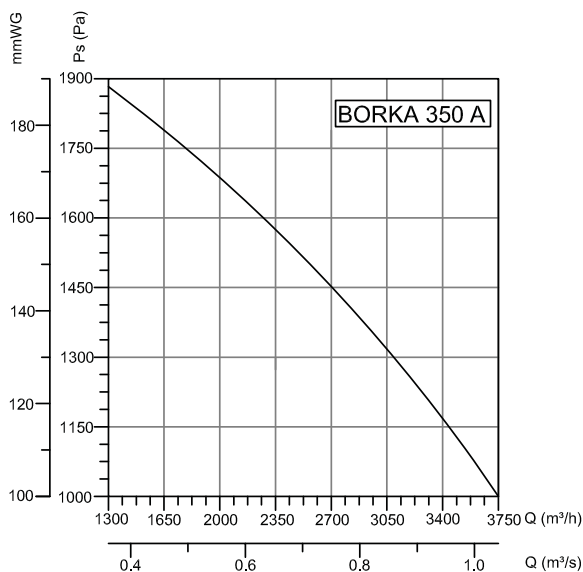
TYPE	A	B	C	D	E	H	H1	M	N	a	b	a1	b1	a2	b2	Ø
BORKA 250	564	440	465	235	182	351	301	310	403	214	172	174	120	274	232	10
BORKA 280	614	493	485	260	203	376	330	356	423	240	212	200	160	300	272	10
BORKA 315 A	680	554	541	320	239	412	352	412	450	272	230	232	190	332	290	10
BORKA 315 B	680	554	541	320	239	412	352	412	450	272	230	232	190	332	290	10
BORKA 355 A	773	625	575	325	275	463	398	456	482	307	260	266	220	367	320	10
BORKA 355 B	773	625	575	325	275	463	398	456	482	307	260	266	220	367	320	10
BORKA 400 A	865	704	658	375	300	508	453	506	547	341	285	301	245	401	345	10
BORKA 400 B	865	704	674	375	300	508	453	506	547	341	285	301	245	401	345	10
BORKA 450 A	976	791	756	414	337	575	505	586	620	384	310	344	270	444	370	10
BORKA 450 B	976	791	756	414	337	575	505	586	620	384	350	381	310	481	410	10
BORKA 500 A	1083	850	796	454	355	635	545	636	701	421	350	381	310	481	410	10
BORKA 500 B	1083	850	912	454	355	635	545	636	811	421	350	381	310	481	410	10
BORKA 560 A	1196	955	952	497	400	693	600	726	852	472	390	432	350	532	450	10
BORKA 560 B	1196	955	952	497	400	693	600	726	852	472	390	432	350	532	450	10

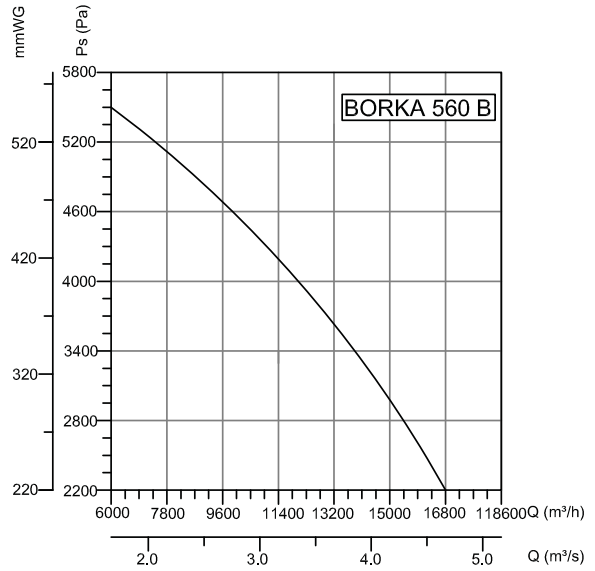
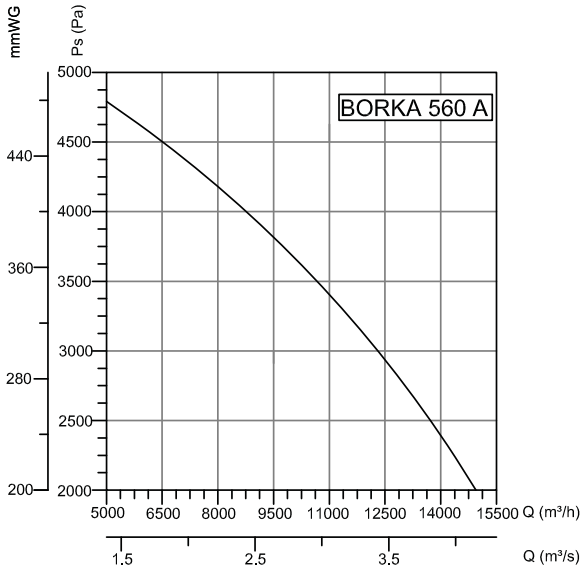
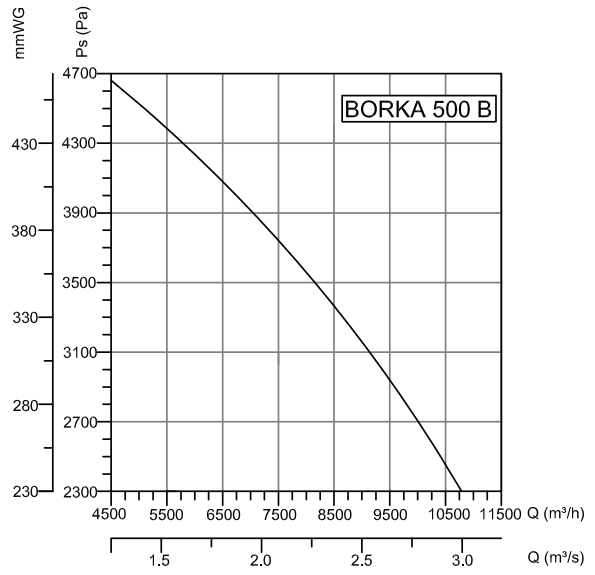
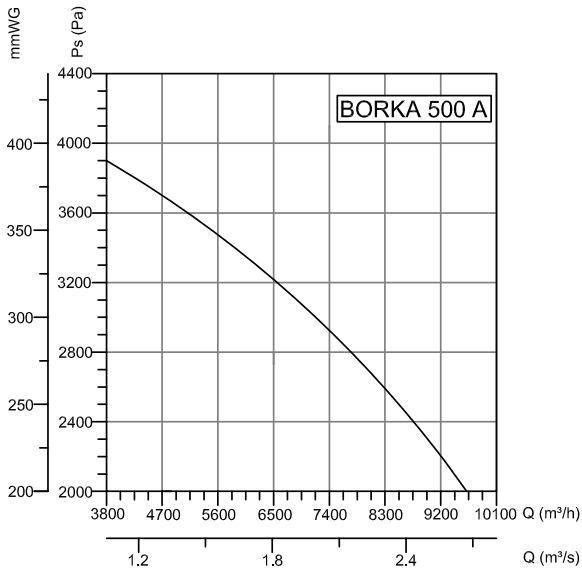
Dimensions are in (mm)



TYPE	VOLTAGE	FREQUENCY	MOTOR TYPE	POWER	SPEED	AIR FLOW	PRESSURE	WEIGHT
	V	Hz						
BORKA 250	230/380	50	71	0,37	2750	1000	900	20
BORKA 280	230/380	50	71	0,55	2750	1500	1000	28
BORKA 315 A	230/380	50	80	0,75	2830	1700	1150	32
BORKA 315 B	230/380	50	80	1,1	2830	2150	1200	32
BORKA 355 A	230/380	50	90S	1,5	2850	2750	1500	44
BORKA 355 B	230/380	50	90L	2,2	2850	2900	1950	47
BORKA 400 A	230/380	50	100L	3	2900	4100	2000	59
BORKA 400 B	380	50	112M	4	2900	4800	2200	60
BORKA 450 A	380	50	132S	5,5	2900	5100	2400	80
BORKA 450 B	380	50	132S	7,5	2900	6500	2900	81
BORKA 500 A	380	50	132S	7,5	2900	7400	3300	102
BORKA 500 B	380	50	160M	11	2930	8600	3700	120
BORKA 560 A	380	50	160M	15	2930	11000	3750	140
BORKA 560 B	380	50	160L	17,5	2930	13200	4300	145

RADIAL FANS





SUCTION - BLOWING DIRECTIONS

